


G15 series

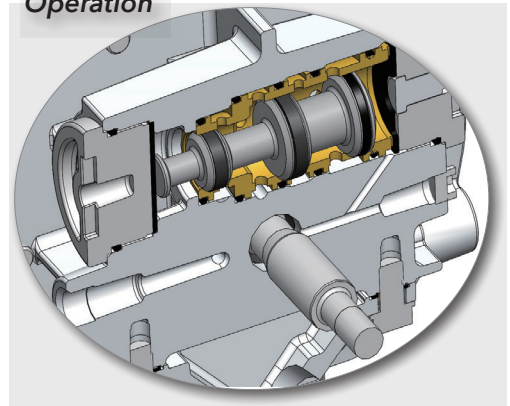


The new G15 Series Pumps are designed to provide maximum performance, while maintaining the reliability that you've grown accustomed to from Yamada. These 1/2" pumps are perfect for spraying and dispensing applications, particularly when on and off cycling reliability is critical. Utilizing our new Step Spool (S-Spool), the G15 uses less air than the competition. Maintenance is also a breeze with fewer removable parts!!

Features and Benefits:

- Higher Discharge Volume: 20-24% more than NDP-15 series
- New Switching System: Newly designed anti-stall S-Spool
- Multi Liquid Connection Port: 3-4 options of port directions on both inlet and discharge
- No lubrication required
- Fewer wearing parts
- Easy to repair – Quick teardown/ Rebuild
- Perfect for dispensing and spraying applications
- Critical reliability of On/ Off cycling
- The wetted parts made of pure PP and PVDF are resistant to more varieties of chemicals than NDP-15 series.

Stall-Free Operation



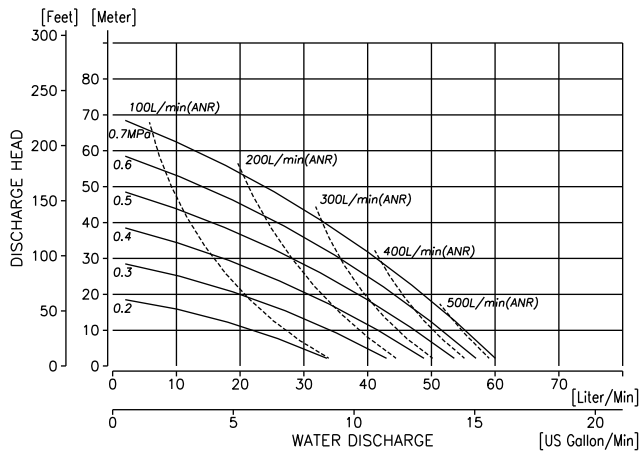
Specifications:

Model		G15AN	G15AS	G15AH	G15AT	G15SN	G15SS	G15SH	G15ST	G15PN	G15PS	G15PH	G15PT	G15VT	G15VH	G15VS	
Wetted Parts Material	Casing (plug)	ADC12				SCS14				PP				PVDF			
	Diaphragm/ ball	NBR	TPO	TPEE	PTFE	NBR	TPO	TPEE	PTFE	NBR	TPO	TPEE	PTFE	PTFE	TPEE	TPO	
	O ring	NBR	EPDM	NBR	PTFE	NBR	EPDM	NBR	PTFE	NBR	EPDM	NBR	PTFE	PTFE	NBR	EPDM	
	Valve seat	A5056				SUS316				PP				PVDF			
Center disk	A5056				SCS14				PP, 304SS (Insert nut)				PVDF, 304SS (Insert nut)				
Supply Air Pressure	0.2 - 0.7MPa																
Fluid Connection	1/2"																
Air Supply Port	1/4"																
Exhaust Port	3/8"																
Flow rate/ cycle	170mL	160mL			150mL			190mL									
Maximum Flow Rate	60L/min	58L/min			56L/min			62 L/ min									
Maximum Air Consumption	520L/min (ANR)				510L/min (ANR)				700L/min (ANR)								
Slurry Limitation	1mm max																
Limitation of Viscosity	0.5Pa · s max																
Weight	5.4kg				8.2kg				2.6kg				3.5kg				

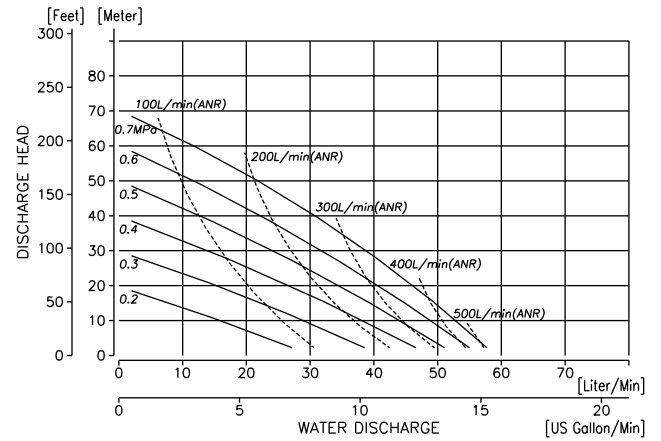
*Remarks 1) For connections, both Rc and NPT are available. For the details, please contact us. 2) Please note that Export License is required before shipping G15V series.

Performance Curve:

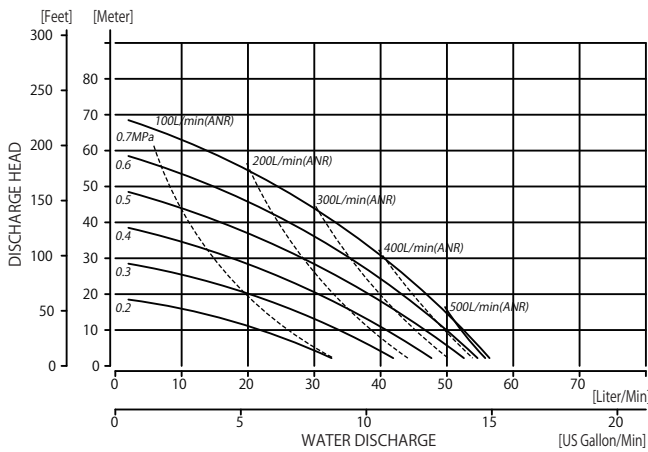
■ G15AN



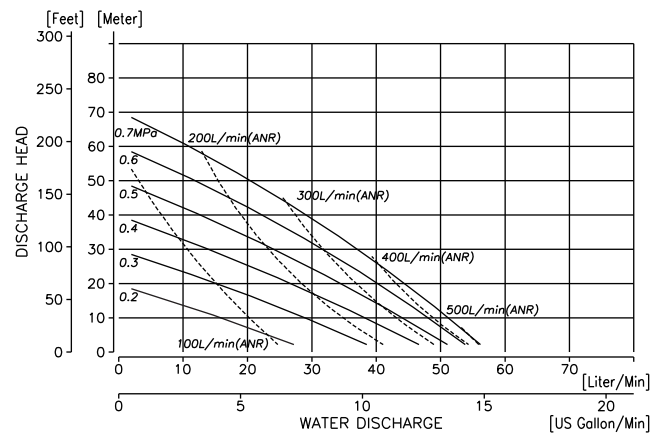
■ G15AT



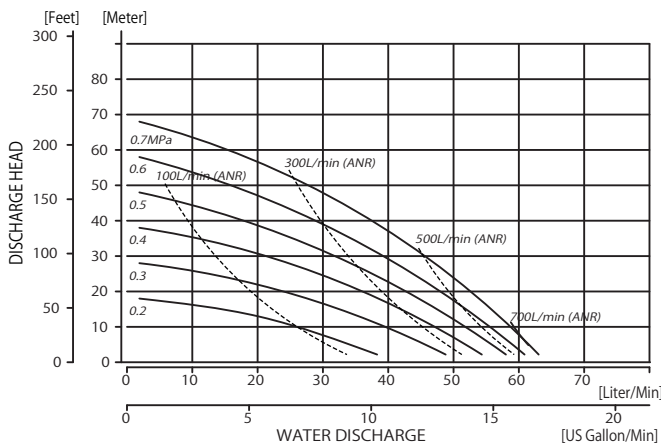
■ G15AS, G15AH



■ G15S□



■ G15P□, G15V□



YAMADA CORPORATION

International Sales Dept.
1-1-3, Minami-Magome, Ota-ku,
Tokyo, 143-8504, Japan

Phone : +81-(0)3-3777-0241

Fax : +81-(0)3-3777-0584

URL : www.yamadacorp.co.jp

E-mail : intl@yamadacorp.co.jp

Local Distributor